



**OVER 70 YEARS LEADING THE
INDUSTRY IN GLASSWASHING DESIGN**



GLASS and **WAREWASHING**



833-819-8844 MoyerDiebel.com

HIGH VOLUME GLASSWASHERS

Quickly returning glassware back to service is the name of the game when it comes to high volume glass washing. With options up to 2,000 glasses per hour, a cool freshwater rinse, and no steam behind the bar, Moyer Diebel has the right design to keep your operation running at peak performance.

DF Revolution Rotary Glasswasher

1,200 glasses per hour

- **Integrated Tank & Wash Chamber** – Operator-centric design for easy access during daily use
- **Auto Fill, Clean, & Drain** – Requires no operator action
- **AI Water Quality Monitoring** – Refreshes wash water as needed during operation without interruption
- **Revolutionary EZ-Clip Wash & Rinse Arms** – Design for easy removal and cleaning
- **38% Less Water Consumption**
- **Compact 24” Wide Design**
- **Smart Controls** – On board machine diagnostics
- **2” LCD Screen** – For intuitive operation
- **Multi Speed System (low/med/high)** – Direct drive conveyor motor with anti-jam and adjustable speed control to produce premium results for all soil conditions
- **Touchless Conveyor Shut-Off** – Advanced sensor technology reduces risk of damage to delicate glassware
- **Self-Flushing Rinse Chamber** – Reduces cleaning requirements during operation due to channeling water to reduce soil build up
- **Solid State Sensors** – No mechanical switches and no adjustments required



*The clear choice for
sparkling glasses
every time!*

MODEL	CAPACITY PER HOUR 2-1/2" GLASSES	GLASS MOVEMENT	TEMP °F		kW HEATING	CLEARANCE THRU MACHINE	VOLTAGE
			WASH	RINSE			
DFM8	1,200	clockwise	140	75	3	12"	208-220/60/1

INDUSTRY EXCLUSIVE DESIGN

SW Models Conveyor Glasswashers


2,000 glasses per hour

- **Cool water final rinse**
ensures steady supply of clean, cool glasses ready for immediate use, reducing labor and breakage
- **No steam generated behind bar**
- **Automatic operation**
glass activated shut-off switch
- **Upper and lower wash and rinse arms**
- **Built-in three pump injection system**
uses iodine or chlorine sanitizer
- **Cabinet** – convenient storage for chemicals
- **Polypropylene belt conveyor**
eliminates chipping of stemware
- **Right-to-left or left-to-right operation**,
specify at time of order
- **Includes 6' NEMA 6-15p cord and plug**
- **One year parts and labor warranty**


SW400



SW600



Optional Splash Guard
SW12 (for SW400)
SW24 (for SW600)



Waste Collector
SW47

MODEL	LENGTH	CAPACITY PER HOUR 2-1/2" GLASSES	CONVEYOR SPEED INCHES P/MINUTE	TEMP °F		kW HEATING	CLEARANCE THRU MACHINE	VOLTAGE
				WASH	RINSE			
SW400	4 ft	2,000	14	140	75	3	10-1/4"	208-220/60/1
SW600	6 ft	2,000	14	140	75	3	10-1/4"	208-220/60/1

UNDERCOUNTER DISHWASHERS

When every square foot counts, Moyer Diebel undercounter dishmachines have you covered with space-saving solutions. Ideal for small kitchens, these quiet, double-wall construction machines are available in hi-temp and low-temp models.



383HT

High Temperature / Built-in Booster

- **ENERGY STAR®** Qualified
- **Smart Display** digital readouts/indicators
- **Solid state controls**
- **Automatic Pumped Drain** no stand pipe
- **Auto Clean** washes chamber at shutdown
- **Advanced Service Diagnostics**
- **Fill Sentry** monitors incoming water
- **Drain Sentry** ensures proper draining
- **Rinse Sentry** ensures proper 180°F/82°C final rinse temperature
- **Automatic fill at start-up**
- **Robust, counter-balanced, double skin door**
- **Energy Efficient**
30 amp breaker with 4 kW booster heater (optional 6 kW available)
- **Two 20" x 20" racks** one peg and one flat
- **One year parts and labor warranty**



201HT

High Temperature / Built-in Booster

- **Pumped Drain**
- **Advance service diagnostics**
- **Advance digital temperature monitoring**
- **Rinse Sentry** ensures proper 180°F/82°C final rinse temperature
- **Soft Start** protects glasses and dishes
- **Fresh water wash and pumped rinse**
- **Multi-Power** allows for infield conversion to 208-240 volt and/or single to three phase
- **Scrub feature**
extends wash cycle for heavily soiled wares
- **Delime feature**
- **Upper & lower interchangeable spray arms**
- **Stainless steel top and side panels**
- **Counter-balanced door**
- **Two 20" x 20" racks** one peg and one flat
- **One year parts and labor warranty**



COMPACT, EFFICIENT AND VERSATILE



201LT

Low Temperature

- **Pumped Drain** permits use of the drain connection up to 6' of which 3' can be vertical
- **Advance service diagnostics**
- **Soft Start** protects glasses and dishes
- **Fresh water wash and pumped rinse**
- **Upper & lower interchangeable spray arms**
- **Stainless steel top and side panels**
- **Counter-balanced door**
- **Energy Efficient**
only 15 amp breaker required for 115v plug
- **Wash tank heater**
- **Two 20" x 20" racks** one peg and one flat
- **One year parts and labor warranty**



**Reliably clean wares
in a small footprint.**

MODEL	RACKS PER HOUR NSF RATED	PUMP MOTOR HP	FRESH WATER CONSUMPTION MAX USE (GAL PER RACK)	INCOMING WATER TEMP REQUIRED °F	TEMP °F		TANK HEAT (kW)	TIME CYCLE (SECONDS)	CHEMICAL PUMPS SUPPLIED	VOLTAGES
					WASH	RINSE				
383HT	30	1	0.84	140	150	180	2	120	• DETERGENT • RINSE AID	208-240/60/1
201HT	25	1	1.8	140	150	180	2	141	• DETERGENT • RINSE AID	208-240/60/1 208-240/60/3
201LT	25	1	1.6	120	120	120	0.75	141	• DETERGENT • RINSE AID • SANITIZING	115/60/1

CRAFT SERIES GLASSWASHERS

Three years of development went into making the perfect lineup of compact dishmachines solely focused on the bar experience.

Engineered with **Quiet Run** technology. The Moyer Diebel Craft Series brings you all of the latest technology and features at a highly competitive price.

CRAFT SERIES FEATURES

- **Practical loading height 22-1/2"** (572mm)
- **Soft Start** protect glasses and mugs
- **Type 316 stainless steel tank**
- **12-1/8"** (308mm) door opening
- **Delime feature**
- **Auto-clean**
- **Microcomputer controls and temp displays**
- **Flexible fill and drain lines**
- **Flow regulator/line strainer** – no PRV required
- **Standard pumped drain**
- **Advanced service diagnostics**
- **Quiet Run technology**
- **Counter-balanced door**
- **Liquid detergent & rinse-aid pumps**
- **Two 20" x 20" racks** one peg, one flat



601HRG

High Temperature / Heat Recovery / Built-in Booster

- **Heat recovery:** cold water feed only
- **Up to 50% more energy efficient** reduced costs
- **Condensation is removed**
- **RAPID-DRY**
- **Multi-cycle** - 3 cycle time options
- **Electric tank heater** (2 kW)



***So you can focus on
customer experience***



601HTG

High Temperature / Built-in Booster

- **Heavy duty cycle** for heavily soiled wares
- **Dedicated rinse arms** for sparkling results
- **Built-in Booster with Rinse Sentry** 180°F final rinse
- **Multi-power**- allows for easy field conversion to three phase



601LTG

Low Temperature

- **Vari-cycle** for heavily soiled wares
- **Fill and drain**
- **Delime feature**
- **No PRV required**
- **Electric tank heater** (0.75 kW)



MODEL	RACKS PER HOUR NSF RATED	PUMP MOTOR HP	FRESH WATER CONSUMPTION MAX USE (GAL PER RACK)	INCOMING WATER TEMP REQUIRED °F	TEMP °F		TANK HEAT (kW)	TIME CYCLE (SECONDS)	CHEMICAL PUMPS SUPPLIED	VOLTAGES
					WASH	RINSE				
601HRG	25	1	15.6	55-80 cold water	150	180	2	182	• DETERGENT • RINSE AID	208-240/60/1 208-240/60/3
601HTG	25	1	39	140 with 6kW booster 110 with 9kW booster	150	180	2	141	• DETERGENT • RINSE AID	208-240/60/1 208-240/60/3
601LTG	25	1	38	120	140	140	0.75	141	• DETERGENT • RINSE AID • SANITIZING	115/60/1

DOOR-TYPE DISHWASHERS

Moyer Diebel single tank upright door-type machines are hands down the right balance between solidly built to last and budget friendly design. Door-type dishwashers are designed for any size foodservice operation. These dependable machines preserve space, water, chemicals and energy.



MD2000+

**High Temperature /
Built-in Booster**

- Advanced 4.3” TFT Display
- Enhanced Visual On-Board Diagnostics
- Varicycle allows user to extend wash time for heavily soiled wares



MD2000LT

Low Temperature

- Built-in chemical pumps
- Fast cycle time
- 115V



MDHHD-VL

**High Temperature /
Ventless Heat Recovery**

- 27” Extended Hood Clearance
- Advanced Touchscreen Display
- Automated Delime Function
- Huge energy savings

MODEL	RACKS PER HOUR NSF RATED	PUMP MOTOR HP	FRESH WATER CONSUMPTION MAX USE (GAL PER RACK)	SHIPPING WEIGHT	VOLTAGES
MD2000+	60	1	0.76	300 lbs	208-240/60/1 208-240/60/3
MD2000LT	40	1	0.93	218 lbs	115/60/1
MDHHD-VL	40	2	0.73	300 lbs	208-240/60/1 208-240/60/3

EFFICIENT, FAST,
AND FLEXIBLE



MDHHD

High Hood / High Temperature / Built-in Booster

- **ENERGY STAR® Qualified**
- **Tall 27” door opening** fits full-sized sheet pans
- **Exclusive built-in booster** configured for 40° and 70° rise
- **Waterproof touchscreen display** with service diagnostics
- **Field convertible from straight to corner operation** (optional splash kit required)
- **Dual NSF listed** – as both a dishwasher and potwasher
- **High hood with 4 selectable sizes with Auto start** starts unit when hood is closed
- **Single point electrical connection**
- **One year parts and labor warranty**



User friendly with
field convertible options

MODEL	RACKS PER HOUR NSF RATED	PUMP MOTOR HP	FRESH WATER CONSUMPTION MAX USE (GAL PER RACK)	SHIPPING WEIGHT	VOLTAGES
MDHHD	60	2	0.73	300 lbs	208-240/60/1 208-240/60/3

RACK CONVEYOR DISHWASHERS

When you need a simple-to-operate work horse of a rack conveyor dishmachine, look no further than the Moyer Diebel MC44 and 66.

High grade stainless steel, copper piping, and a one piece tank/body design make this unit tough as nails and ready to get the job done.



MC44


High Temperature

- **High performance**
244 racks per hour
- **Low water consumption with Energy Sentinel**
for low water usage
- **Dual-Rinse System**
- **Vent cowls standard**
- **Anti-jam conveyor system**
- **Vent fan interlock connection**
and table limit switch connection
- **Single point electrical and water connections**
- **Manual ball valve drain**
- **Booster heater is optional**
- **One year parts and labor warranty**

*Solid construction and
unique simple design*

MODEL	RACKS PER HOUR NSF RATED	PREWASH PUMP MOTOR HP	PUMP MOTOR HP	FRESH WATER CONSUMPTION MAX USE (GAL PER RACK)	TANK HEAT (kW)	VOLTAGES
MC44	244	N/A	3	.49	12	208, 240, 3HP

HIGH VOLUME & ENERGY EFFICIENT




MC66

High Temperature / 22" Prewash

- **High performance**
244 racks per hour
- **Built in one piece eliminating seams with a seamless 22" prewash with 1.5HP pump**
- **Low water consumption with Energy Sentinel** for low water usage
- **120 gallons per hour** (.49 gallons per rack)
- **Dual-Rinse System**
- **Vent cowls standard**
- **Anti-jam conveyor system**
- **Vent fan interlock connection** and table limit switch connection
- **Single point electrical and water connections**
- **Manual ball valve drain**
- **Booster heater is optional**
- **One year parts and labor warranty**



MODEL	RACKS PER HOUR NSF RATED	PREWASH PUMP MOTOR HP	PUMP MOTOR HP	FRESH WATER CONSUMPTION MAX USE (GAL PER RACK)	TANK HEAT (kW)	VOLTAGES
MC66	244	1.5	3	.49	12	208, 240, 3HP



833-819-8844 | MoyerDiebel.com | 3765 Champion Blvd, Winston-Salem, NC 27105

In line with policy to continually innovate, develop, and improve its products, Moyer Diebel reserves the right to change specifications and designs without notice.

PLC24-20240607