

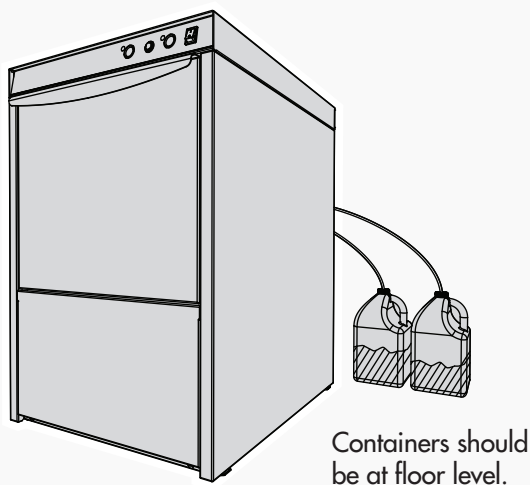
DAILY OPERATION

UNDERCOUNTER


HT
MODELS

0513/15 REV A - 8-SEPT-2014


- 1** Check chemical levels in containers



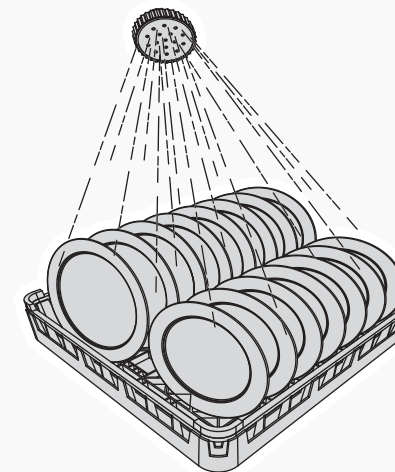
- 2** Flip **ON/OFF** switch to **ON** position




- 3** Wait 20 minutes for temperature gauge to read 150°F/66°C




- 4** Prescrap wares and load into rack




- 5** Load rack into dishwasher



- 6** Close door, press and hold **START** button for 1 second and green in-cycle light will indicate the cycle has begun



- 7** Final rinse temperature should be a minimum of 180°F/82°C during final rinse.



- 8** Wash cycle is extended if the final rinse temperature is not maintained at 180°F/82°C.



The cycle is completed when the green light is no longer lit.

You may now remove your clean wares.

Exercise caution handling wares as they may be hot.