

601HTG

Undercounter High Temperature Glasswasher with Built-in Booster



SPECIFIER STATEMENT

Specified unit will be the Moyer Diebel model 601HTG undercounter high temperature glasswasher at 29-5/8" standard height with built-in booster.

Features include a 7-1/4" height stand, 12-1/8" door opening, built-in 6kW booster, 2 kW tank heater, LED temperature display, Rinse Sentry, rinse aid and detergent pumps, flexible fill and drain hoses as well as an auto-clean cycle which flushes tank interior at shutdown.

Wash tank constructed of type 316 stainless steel.

1 year parts and labor warranty.

Vent hood is not recommended as unit does not produce excessive steam. Always follow local building code guidelines.

STANDARD FEATURES

- **Ergonomic**, practical, 22-1/2" [572] loading height
- **Soft Start**, protect glasses and mugs from chipping and breaking
- **Industry leading**, deep drawn, type 316 stainless steel tank
- **12-1/8" [308] door opening**, ideal for racked glasses
- Heavy duty cycle provides versatility for heavily soiled glassware
- Dedicated rinse arms for sparkling results
- Delime feature allows easy delimiting of wash cavity
- Auto-clean flushes tank interior at end of serving period
- Rinse sentry ensures 180°F final rinse
- Microprocessor controls and digital temperature displays
- Pumped drain provides for easy installation
- Counter-balanced door
- Multi-power, allows for easy field conversion to three phase
- Built-in booster for 180°F final rinse
- Advanced service diagnostics
- Two 20"x20" racks – one peg, one flat

OPTIONS & ACCESSORIES

- | | |
|---|---------------|
| <input type="checkbox"/> 9 kW booster (for 70° rise) | – |
| <input type="checkbox"/> 3 Phase Connection (prewired at factory) | – |
| <input type="checkbox"/> Drain Water Tempering Kit (factory installed) | P/N 0712382 |
| <input type="checkbox"/> Low Chemical Alarm | P/N 0712314-2 |
| <input type="checkbox"/> Power Cord Kit (for 6kW / 40° rise only) | P/N 0713741 |
| <input type="checkbox"/> 17RS – 17" Stand (replaces existing stand) | P/N 0708757 |
| <input type="checkbox"/> 4" Stand (converts to a standard counter height) | P/N 0714292 |
| <input type="checkbox"/> 1" Roller kit (adds 1" to height) | P/N 0712480-1 |
| <input type="checkbox"/> Flat bottom dishrack | P/N 101273 |
| <input type="checkbox"/> Peg dishrack | P/N 101285 |

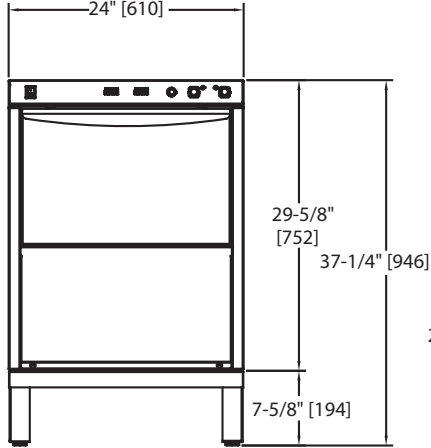


Simply Engineered Better

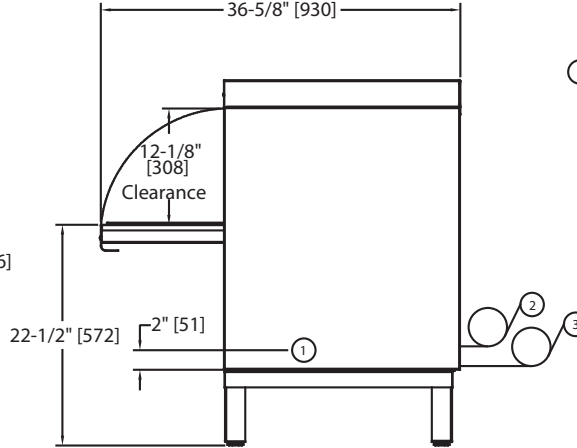
601HTG

Undercounter High Temperature Glasswasher with Built-in Booster

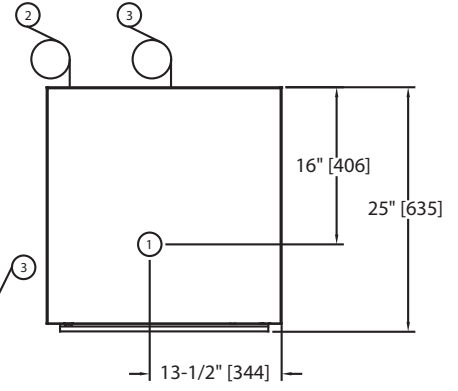
Dimensions shown in inches and [millimeters]



Front View



Side View



Plan View

SPECIFICATIONS

Capacities

*Racks per hr. 25

Motor horsepower

Wash 1

Water consumption

U.S. gal per hr (max use) 39

U.S. gal per rack 1.8

Temperatures °F

Wash (minimum) 150

Rinse (minimum) 180

Heating

Tank heat, electric (kW) 2

Electric booster (kW required for 40°F rise) 6

(kW required for 70°F rise) 9

Time Cycle in Seconds

Wash 90

Rinse 26

Drain/fill 25

Total cycle 141

* Excludes 30 second NSF load/unload time

Utilities

1 Electrical Connection

115/208-240/60/1; 3 wire plus ground. **Hard wiring required** (see box)
115/208-240/60/3; 4 wire plus ground.

2 Water Connection

140°F Min., hot water for 6kW rise booster.
110°F Min., hot water for 9kW rise booster.
5 ft. long 1/2" I.D. flexible fill hose with 3/4" garden hose connection provided.
Flow pressure: 25-95 psi

3 Drain Connection

5 ft. long, 5/8" I.D. flexible drain hose provided. **For Y connection into 1-1/2" drain.**
Max. drain flow: 7 US gpm; maximum **3' height above floor**

601HTG with 6kW Rise Booster

Electrical Specs.	Rated Amps	Minimum Supply Ckt. Conductor Ampacity	Maximum Overcurrent Protective Device
208/60/1	32	40	40
240/60/1	36	40	40
208/60/3	22	30	30
240/60/3	24	30	30

601HTG with 9kW Rise Booster

Electrical Specs.	Rated Amps	Minimum Supply Ckt. Conductor Ampacity	Maximum Overcurrent Protective Device
208/60/1	45	60	60
240/60/1	50	60	60
208/60/3	29	35	35
240/60/3	33	40	30

	Uncrated	Crated
Height*	33-3/4" [860]	39-1/2" [1003]
Width	24" [610]	25" [635]
Depth	24" [610]	25-1/2" [647]
Ship Wt. Lbs/kg	178/79	198/90

* Front leveling feet provided.

Warning Plumbing and electrical connections should be made by qualified personnel who will observe all the applicable plumbing, sanitary and safety codes.

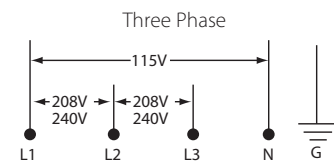
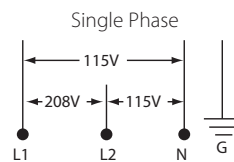
***Note:** Electrical supply service must be a 3 or 4 wire plus ground for connection as shown.

Due to an ongoing value analysis program at Moyer Diebel, specifications in this catalog are subject to change without notice.

Moyer Diebel - USA

3765 Champion Blvd., NC 27105
336/661-1992 • Fax: 336/661-1979

moyerdiebel.com



an Ali Group Company



The Spirit of Excellence